

# TRAVEL RECOVERY TRACKER

Aug/21



**Annordia**

HOSPITALITY CONSULTING

---

## WHY A TRAVEL RECOVERY TRACKER?

*The Travel Recovery Tracker is a simple tool for following the month-by-month development of travel and commercial accommodation in Sweden, in relation to pre-pandemic levels.*

We report a total of six indicators to illustrate this development, as follows:

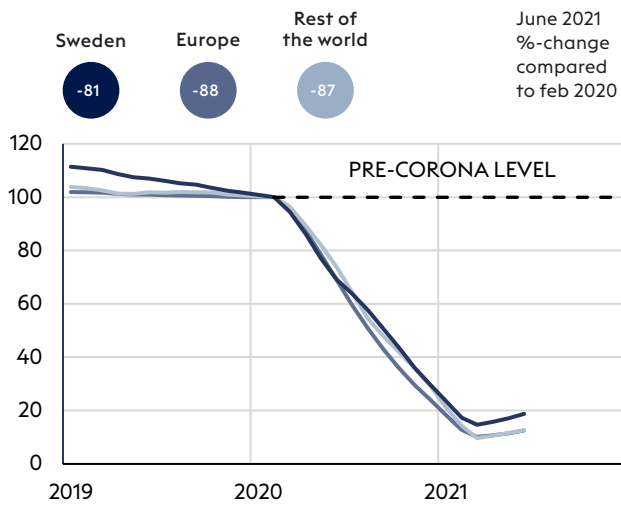
1. The development of total passenger arrivals at Swedish airports from different geographical regions.
2. The development of total guest nights spent in Sweden, for all commercial accommodation types, presented by guest nationality.
3. The development of occupied hotel rooms for each customer segment in Sweden.
4. The development of total overnight stays in Sweden by type of commercial accommodation.
5. The development of total occupied hotel rooms by Nordic country.
6. The development of total international guest nights at hotels by Nordic country.

## HOW TO INTERPRET THE CHARTS

Each chart shows the 12-month rolling average, with a base index level of 100 reflecting the average for the period March 2019 - February 2020 (i.e. the 12 months immediately preceding the widespread outbreak of the pandemic in Europe).

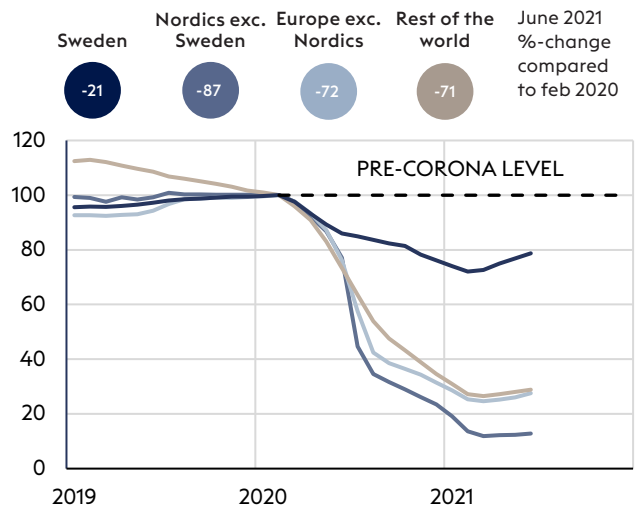
All rolling 12-month periods that are reported thereafter are shown in comparison to this base index level. When an index series is above the line labelled "PRE-CORONA LEVEL", it means that the monthly average for the latest 12-month period is greater than the base index level. Conversely, the interpretation when the index series is below the line is the opposite.

The circles report the percentage change in the level of the average value in the latest 12-month period in relation to the base index level. For example, if -50% is shown, this means that the average value in the latest 12-month period is 50 percent below that of the base index level.



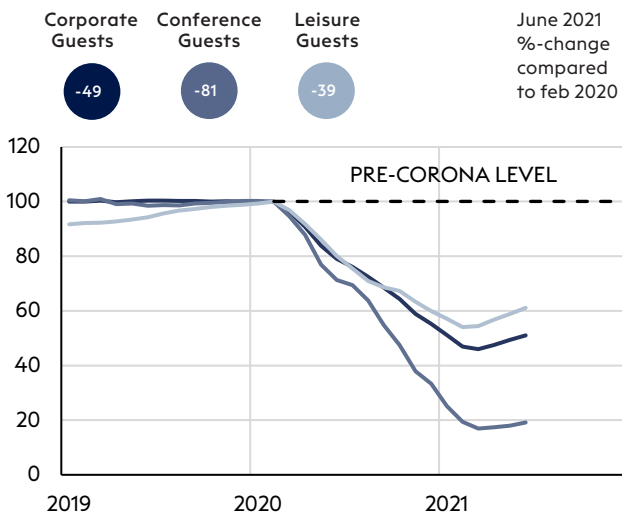
1. The development of total passenger arrivals at Swedish airports from different geographical regions.

Index Feb 2020=100, 12 months rolling average.  
Source: The Swedish Transport Agency



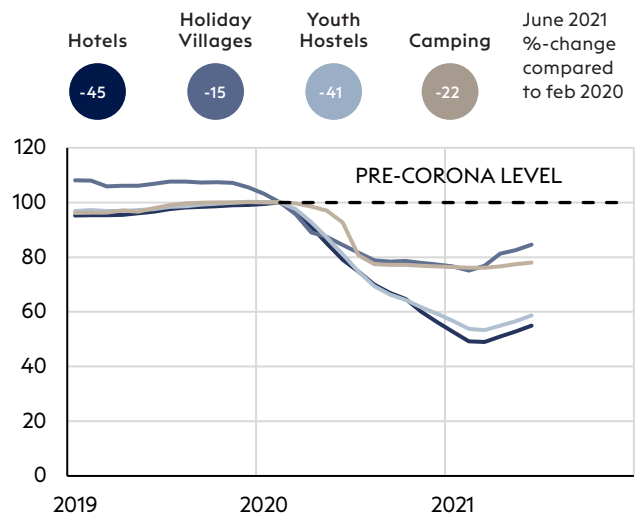
2. The development of total guest nights spent in Sweden, for all commercial accommodation types, presented by guest nationality.

Index Feb 2020=100, 12 months rolling average.  
Source: Statistics Sweden/The Swedish Agency for Economic and Regional Growth



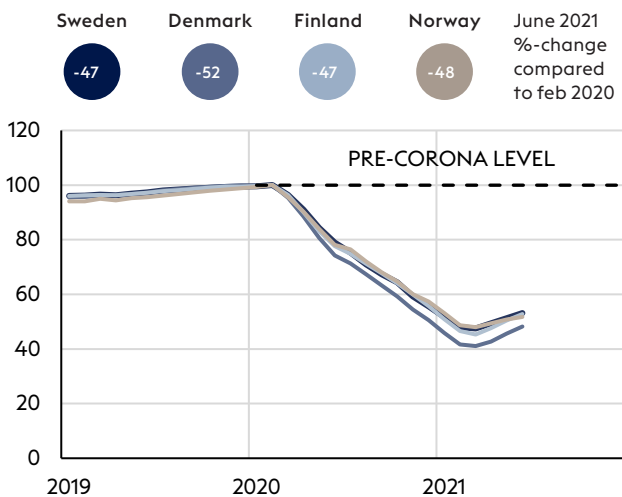
3. The development of occupied hotel rooms for each customer segment in Sweden.

Index Feb 2020=100, 12 months rolling average.  
Source: Statistics Sweden/The Swedish Agency for Economic and Regional Growth



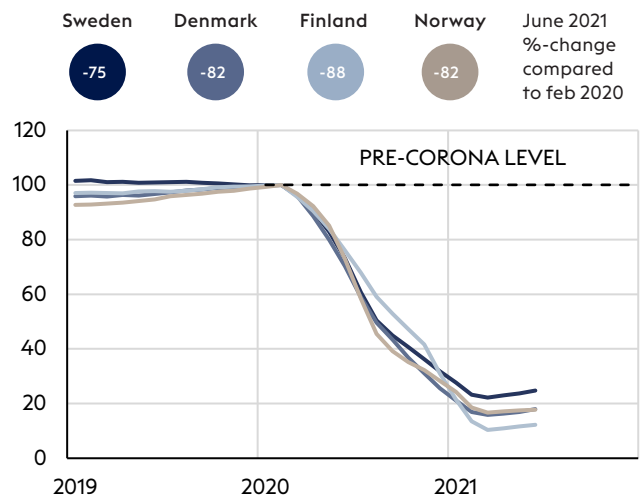
4. The development of total overnight stays in Sweden by type of commercial accommodation.

Index Feb 2020=100, 12 month rolling average  
Source: Statistics Sweden/The Swedish Agency for Economic and Regional Growth



5. The development of total occupied hotel rooms by country.

Index Feb 2020=100, 12 months rolling average.  
Source: The Swedish Agency for Economic and Regional Growth/Statistics Sweden, Statistics Norway, Statistics Denmark, Statistics Finland



6. The development of total international guest nights at hotels by country.

Index Feb 2020=100, 12 months rolling average.  
Source: The Swedish Agency for Economic and Regional Growth/Statistics Sweden, Statistics Norway, Statistics Denmark, Statistics Finland

*Every month Annordia will publish a report with several relevant indicators in respect of the Swedish travel industry's recovery from the Covid-19 pandemic. The Travel Recovery Tracker is co-financed by The Swedish Agency for Economic and Regional Growth.*

Annordia was born from a passion for hotels. Thirty years on, we're proud to be the Nordic region's leading hotel investment and development consultancy. We are a full-service advisor that assists clients across the Nordics through every phase of the investment cycle – from market analysis, concept development and operator search to valuations as well as lease and transaction advisory.

Please contact us if you want to know more.

#### CONTACT

Fredrik Utheim  
Head of Valuation & Analysis  
fredrik.utheim@annordia.com  
+46 76 312 19 57

Björn Arnek  
Chief Economist  
bjorn.arnek@annordia.com  
+46 76 315 84 41

